

# STANLEY®



## 2022 POWER TOOLS CATALOGUE



PERFORMANCE IN ACTION.™

[www.stanleytoolsindia.com](http://www.stanleytoolsindia.com)

# StanleyBlack&Decker

A LEADING GLOBAL DIVERSIFIED INDUSTRIAL BASED ON REVENUE

# #1

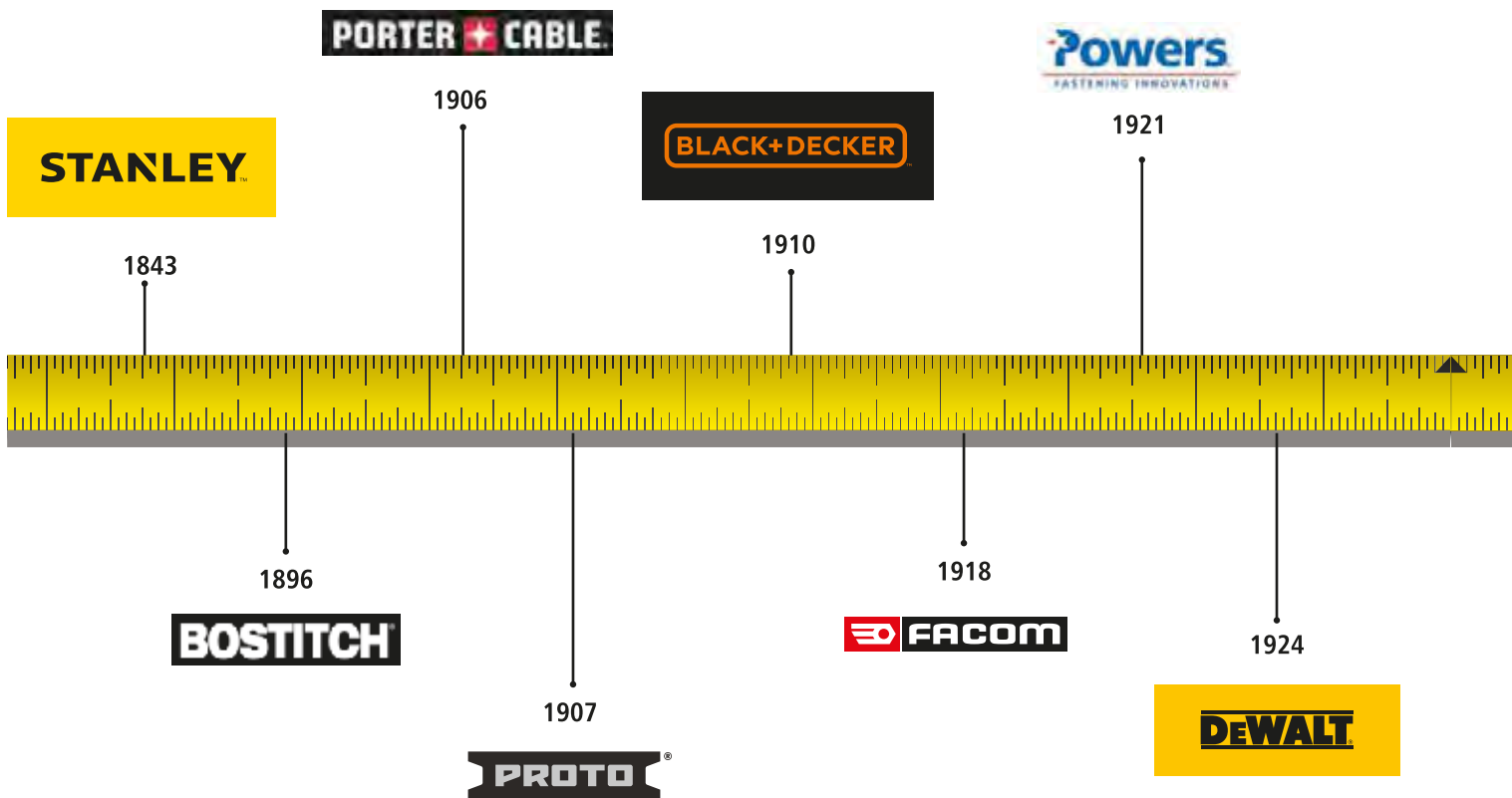
IN TOOLS &  
STORAGE

# #2

IN SECURITY  
SERVICES

# GLOBAL LEADER

IN ENGINEERED  
FASTENING

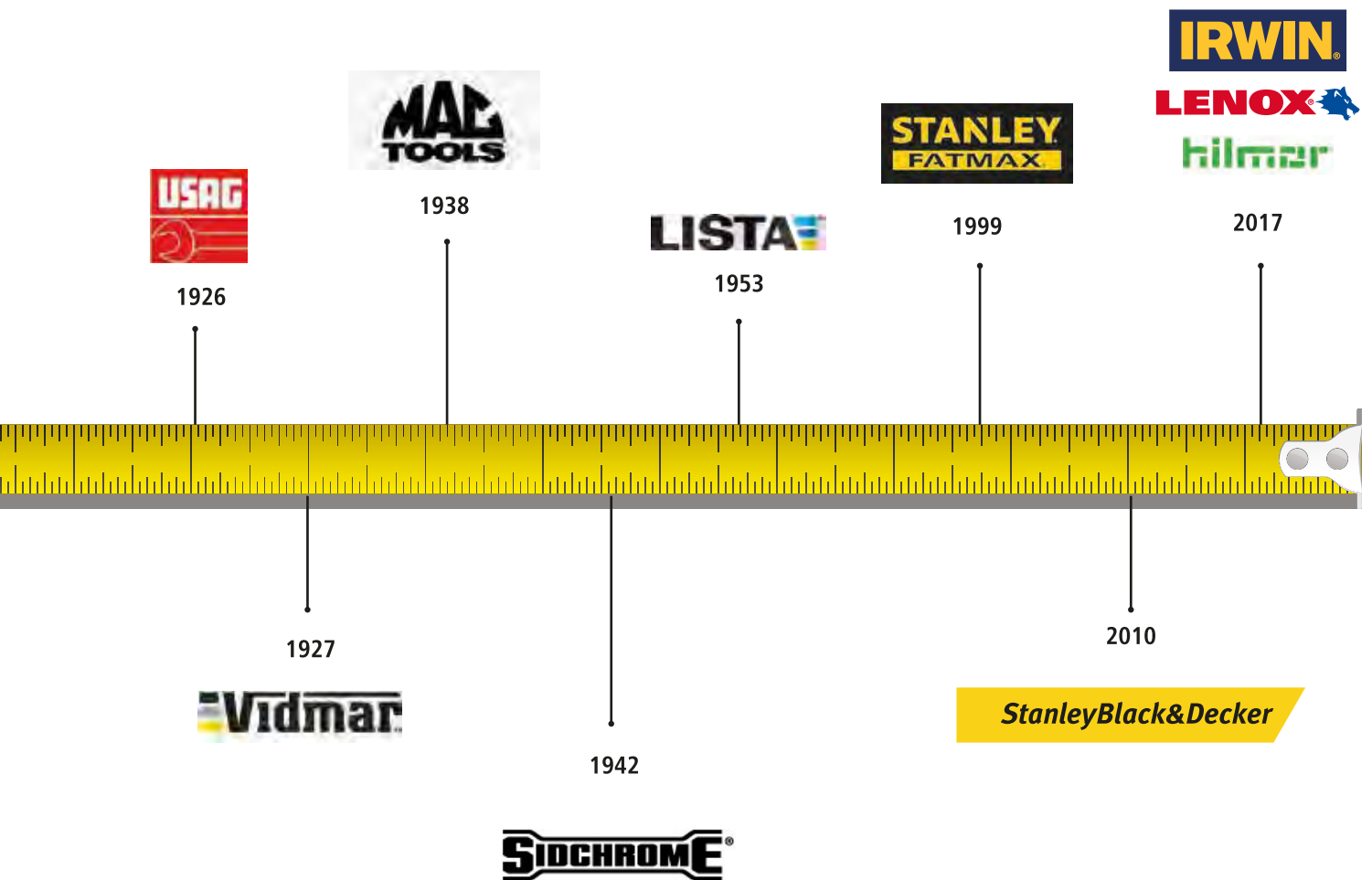


A FORMIDABLE LEGACY.



# 178 YEARS

For the builders and protectors, for the makers and explorers, for those shaping and reshaping our world through hard work and inspiration, Stanley Black & Decker provides the tools and innovative solutions you can trust to get the job done — and we have since 1843.



A POWERFUL FUTURE.

# POWER TOOL

## PRODUCT RANGE

- Drill & Fastening
- Grinder & Chop Saw
- Hammer
- Lithium-Ion Tool
- Construction Saw
- Wood Working

## APPLICATIONS & TYPICAL CUSTOMERS

- Construction
- Commercial and Industrial  
Renovation
- Facility Installation
- Metal Fabrication





# LEADING TRADESMAN POWER TOOLS



# STANLEY™ POWER TOOLS™

## GETTING THE JOB DONE FASTER, EASIER, BETTER

From Power Tools to Hand Tools and Accessories, Stanley is the only brand providing a wholesome solution for all tradesmen.

For over 170 years, we've built a legacy by producing some of the most well known hand tools and storage products in the world. It's this rich history of innovation that's made Stanley a trusted name and industry pioneer.



HAND TOOL



MECHANIC TOOL



STORAGE



ACCESSORY



POWER TOOL



LASER



# STANLEY™ POWER TOOLS™

STANLEY is the longest established and largest hand tool manufacturer in the world.

Since 1843, STANLEY has become a leading name in hand tool industry; we've set the standard for excellence in everything we do. No company on earth has a stronger or more compelling history of delivering the hardworking, powerful and innovational tools that help professionals, tradesmen and consumers around the world.

Whether you're a retailer looking for the best quality products to offer your customers, or a skilled user looking for the best tools, STANLEY is here to serve you.

## Global Manufacturing Presence



More than **500**  
World's  
First SKUs



More than **150**  
Patents



More than **150**  
Prestigious  
Awards



Do Whatever It Takes.







# CONTENTS

## **CORDLESS 10**

SCREWDRIVER	11
DRILL DRIVER	11-12
HAMMER DRILL	12-13
IMPACT DRIVER	14
2KG SDS+ HAMMER	14

## **V20 CORDLESS RANGE 15**

BATTERIES & CHARGERS	17
DRILL DRIVER, SDS PLUS HAMMER, HAMMER DRILL	18-19
IMPACT DRIVER, IMPACT WRENCH	20
CUTTING TOOLS - SMALL ANGLE GRINDER	21
CIRCULAR SAW, JIGSAW	21

## **DRILLING & FASTENING 23**

ROTARY DRILL	23
HAMMER DRILLS	24

## **CONCRETE WORKING 26**

SDS PLUS HAMMERS	26
CHIPPING HAMMERS	27
DEMOLITION HAMMERS	27
TILE CUTTERS	28

## **METAL WORKING 30**

SMALL ANGLE GRINDERS	30-31
LARGE ANGLE GRINDER	31
BENCH GRINDER	32
CHOP SAW	32
POLISHER	32

## **WOOD WORKING 34**

PLUNGE ROUTER	34
CIRCULAR SAW	34
JIGSAW	34-35
COMPOUND MITRE SAW	-35
PLANER	35
SHEET SANDER	35-36
TABLE SAW	36

## **SPECIALITY 38**

HEAT GUNS	38
BLOWERS	38
MUD MIXER	39

## **PRODUCT & ACCESSORIES - PRICE LIST 40**

Product - Price List	40
Spares - Price List	41-45



# CORDLESS



STANLEY cordless drills are designed for strong performance, quality and precision. The lithium-ion range also boasts about their compact size and light weight. Well suited for challenging drilling and screw driving tasks, the range is quintessential for the tradesman.

## Why Cordless ?

### SAFETY

- No wires required



### EASE OF USE

- Portability
- Ergonomic Design

easy



### LONG USAGE

- Li-ion Battery





## SCREWDRIVER

### SCS4K - 4V Lithium Screwdriver



- 90min Fast USB Charger Ensures Capable Runtime
- High Working Efficiency and Precise Performance
- 4.5Nm Torque to Meet the General Application Request
- Pivot Design for Quick in-straight and Pistol Operation
- 0.4kg Ultra Light Weight for Comfortable Use

Voltage	4V
No Load Speed	220 rpm
Bit Holder Size	1/4" (6.35mm)
Max Torque	4.5 Nm
Rubber Over-mold	YES
Weight	0.4 kg
Battery	1.5Ah, integrated
Charger	1A USB
Accessory Set	30 PC Bit Set

## DRILL DRIVER

### SCD121S2K - 12V 1.5Ah Li-Ion Cordless Drill Driver - Double Battery



- High performance motor delivering 0-400/ 0-1500 RPM for maximum power and durability
- Powerful torque(26Nm) for effective drilling and screw driving
- 20 adjustable torque positions with forward/ reverse option for precise screw driving in variety of materials
- Compact size & light weight for optimum handling in tight spaces
- Integrated LED for illumination of dark spaces



Voltage	12V
Battery	1.5 Ah Li-ion
Max Torque	26 Nm
No Load Speed	0-400/0-1500 rpm
Chuck Capacity	10 mm
Weight	1.0 kg

#### Standard Equipment

Battery Charger, Carton box

### SCD20C2K - 18V Drill Driver Kit



- Two speed transmission for optimal speed and torque control
- 45Nm of Torque ideal for drilling in wood and steel
- 24 Torque positions for effective screw driving
- Good ergonomics for better control
- Exceptional durability for less idle time



Voltage	18V
No Load Speed	0-350/ 0-1500 rpm
Battery	1.3 Ah
Torque	45 Nm
Chuck	13mm
Clutch Settings	23+1
Weight	1.6kg

**SBD201D2K - 18V Brushless Drill Driver**

- Up to 50% extended run time & for incomparable drilling
- Speed (0-430/1700) due to Brushless motor
- Exceptional torque(55Nm) and 23 drilling positions
- 10-15% more compact and Lightweight for ease of use
- Foot Mounted LED helps brighten up work area if working in concealed or tight areas
- 25% better Bit retention compared to tradesman brushed unit
- Exceptional durability for less idle time

Voltage	18V
Chuck Capacity	13mm
No Load Speed	0-430/1700
MWO	360
Torque	55Nm
Battery Size	2.0Ah
Charger	2A
Weight(1.5Ah battery)	1.5kg

**HAMMER DRILL****SCH121S2 - 12V Li-Ion Hammer Drill Kit**

- **TWO COLLAR DESIGN**  
For easier & better switch between hammer/rotary drilling & screwdriving
- **COMPACT 10MM SINGLE SLEEVE KEYLESS CHUCK**  
Automatic spindle lock for quick, single-handed bit changes
- **23 ADJUSTABLE TORQUE SETTINGS**  
For precise screw driving in different materials
- **1.5Ah LI-ION BATTERY**  
No memory effect and virtually no self-discharge for maximum productivity

Voltage	12V
Battery Capacity	1.5 Ah
Max. Torque	26 Nm
No Load Speed	0-350/0-1500 rpm
Beats per minute	0-6000/0-22500 bpm
Chuck Capacity	10 mm
Max. Drilling Capacity	
Wood/Metal/Masonry	20/10/8 mm
Weight	1kg

**SCH20C2K - 18V Li-Ion Hammer Drill Driver**

- 1,500 RPM for faster drilling in concrete and wood
- 45Nm of Torque ideal for drilling and driving
- 25,500 IPM for speed of masonry applications
- 22 Torque positions for effective torque control
- Good ergonomics for better control
- Exceptional durability for less idle time

Voltage	18 V
No Load Speed	0-350/ 0-1500 rpm
Torque	45 Nm
IPM	25500 ipm
Chuck	13mm
Clutch Settings	Settings 22
Battery	1.3Ah Li-Ion
Weight	1.6kg

**SBH201D2K - 18V Brushless Hammer Drill Kit**

- Up to 50% extended run time & for incomparable drilling speed (0-430/1700) due to Brushless motor
- Exceptional torque(55Nm) & Impact rate(0-28900) with 23 drilling positions 10-15% more compact and
- Light weight for ease of use
- Foot Mounted LED helps brighten up work area if working in concealed or tight areas
- 25% better Bit retention compared to tradesman brushed unit
- Exceptional durability for less idle time

Voltage	18V
Chuck	Plastic
Chuck Capacity	13mm
No Load Speed	0-430/1700 rpm
Impact Rate	0-28900 ipm
MWO	360
Torque	55 Nm
Battery Size	1.5/2.0/4.0 Ah
Charger	2A
Weight(1.5Ah battery)	1.6kg



## SCH121S1H - 12V cordless drill with 40+ pcs Kitbox Package



- Up to 50% extended run time & for incomparable drilling speed (0-430/1700) due to Brushless motor
- Exceptional torque(55Nm) and 23 drilling positions
- 10-15% more compact and Lightweight for ease of use
- Foot Mounted LED helps brighten up work area if working in concealed or tight areas
- 25% better Bit retention compared to tradesman brushed unit
- Exceptional durability for less idle time

Voltage	12V
Battery Capacity	1.5 Ah
Max. Torque	26 Nm
No Load Speed	0-350/0-1500 rpm
Beats per minute	0-6000/0-22500 bpm
Chuck Capacity	10mm
Max. Drilling Capacity	
Wood/Metal/Masonry	20/10/8mm
Weight	1kg

### List of Items in the Box

- 10Pcs Screwdriver Bits 25mm SL3, 4, 5, 6mm, PH0, 1, 2x2, 3
- 10Pcs Socket Holder + 9 pcs socket Set 5,6,7,8,9,10,11,12,13
- 6Pcs Allen Keys Set 1.5, 2, 2.5, 3, 3.5, 4, 5, 6
- 2Pcs Plier Combination plier + Long nose plier
- 1Pcs Hammer
- 1Pcs Snap Off Knife 18mm - Stanley Branded
- 1Pcs 3m Tape Measure - Stanley branded
- 1Pcs Adjustable wrench - Stanley Branded
- 6Pcs Screwdriver precision set - Stanley Branded
- 1Pcs Digital detection screwdriver - Stanley Branded
- 2Pcs Screwdriver - Phillips and Standard
- 1Pcs Mini Hacksaw

## SCH121S2KA - 12V cordless drill with 100 Piece Acc Kitbox Package



- Two collar design for easier & better switch between hammer/rotary drilling & screwdriving
- Compact 10mm single sleeve keyless chuck. Automatic spindle lock for quick, single-handed bit changes
- 23 adjustable torque settings for precise screw driving in different materials
- 1.5Ah LI-ION battery No memory effect and virtually no self-discharge for maximum productivity

Voltage	12V
Battery Capacity	1.5 Ah
Max. Torque	26 Nm
No Load Speed	0-350/0-1500 rpm
Beats per minute	0-6000/0-22500 bpm
Chuck Capacity	10mm
Max. Drilling Capacity	
Wood/Metal/Masonry	20/10/8mm
Weight	1kg



### List of Items in the Box

- 32Pcs 25mm bit+1pcs 60mm magnetic holder+1pcs bit bar
- 7Pcs 50mm bit(SL6\*2-8-7, ST10-15-20)+1pcs bit bar
- 7Pcs 50mm bit(PH1-2\*3-3\*2-ST15)+1pcs bit bar
- 7Pcs 100mm bit(PH1\*2-2\*3-3\*2)+1pcs bit bar
- 1Pc 50mm bit adaptor
- 5Pcs Masonry drill(3-4-5-6-7)+1pcs drill bar
- 5Pcs Wood drill(3-4-5-6-7)+1pcs drill bar
- 10Pcs HSS drill(1,5-2-2,5-3-3,5-4-4,5-5-6-6,5mm)+1pcs drill bar
- 5Pcs 1/4 socket(4-6-8-10-12mm)
- 10Pcs driver nut(4-5-6-7-8-9-10-11-12-13mm)
- 8Pcs wood screw

## IMPACT DRIVER

### SCI121S2 - 12V Impact Driver



- High performance motor delivering 0-2500 RPM for faster work completion
- Powerful torque(110Nm) for effective screw driving applications in metal and concrete
- Best in class durability compared to tradesman competition
- Compact design & light weight for optimum handling in tight spaces
- Integrated LED for illumination of dark spaces

Voltage	12V
Chuck	6.35mm
No Load Speed	0-2500rpm
Torque	110Nm
Impact Rate	0-3200bpm
Battery	1.5Ah Li-Ion
Charger	1.25A
Weight	1.0kg

### SBI201D2K - 18V Brushless Impact Driver



- Extended run time & incomparable drilling speed(0-2700) due to Brushless motor
- Exceptional torque(160Nm) and Impact rate(0-3100)
- Compact unit with 15% shorter length design and
- Lightweight for ease of use
- Foot Mounted LED helps brighten up work area if working in concealed or tight areas
- Exceptional durability for less idle time

Voltage	18V
Chuck	Hex
Chuck Capacity	6.35mm
No Load Speed	0-2700 rpm
Impact Rate	0-3100IPM ipm
Torque 160	160 Nm
Battery Size	2.0 Ah
Charger	2A
Weight(1.5Ah battery)	1.3kg

## 2KG SDS+ HAMMER

### SBR20M2K - 18V Brushless SDS Plus Rotary Hammer



- Optimal drilling performance in tradesman level
- Brushless motor offers the better performance
- Compact and light weight for ease use
- Brushless motor offers more durable life than brushed motor
- Acceptable durability at Tradesman level

Motor	18V
No Load Speed	0 - 2,200rpm
Impact Rate	0 - 5,775bpm
Impact Energy (Max)	2.1J
Chuck	SDS+
Drilling Capacity	20mm
Weight	2.1kg
Battery	4,0 Ah x 2
Charger	2A



**STANLEY**  
**FATMAX**



4

**V20** POWERTOOLS  
LITHIUM ION

# DEPENDABILITY MATTERS.

From sun up to tools down. Our new and improved 20V MAX<sup>\*</sup> STANLEY<sup>®</sup> FATMAX<sup>®</sup> V20 lithium ion battery pack delivers all the performance you need for a good day's work... and then some. Because dependability matters.



## PROFESSIONAL GRADE BATTERY CELLS

Our new and improved batteries are made from professional grade 18650 type Samsung battery cells with lower impedance for more power.

## FULLY AUTOMATED ASSEMBLY

Built on an automated assembly line in sterile conditions for improved build quality and greater reliability.



## PROTECTION FROM EXTREME TEMPERATURES

V20 batteries are protected from discharging in extreme temperatures, from -30°C to +75°C.

## VIGOROUSLY TESTED

Our battery packs are vigorously tested for moisture ingress, thermal shock, drop and vibration as part of the approvals process.

\* 20V MAX battery, maximum initial battery voltage (measured without a workload) is 20 volts. Nominal voltage is 18V.



## BATTERIES & CHARGERS

### 20V MAX \* STANLEY® FATMAX® V20 BATTERIES

**NEW**



- 2 battery sizes available both separately and as part of a starter kit

Product Code	Power
SB202	2.0 Ah
SB204	4.0 Ah

### 20V MAX \* STANLEY® FATMAX® V20 CHARGERS

**NEW**



- 3 battery sizes available both separately and as part of a starter kit

Product Code	Charging Current
SC200	2A

### 20V MAX \* STANLEY® FATMAX® V20 ADAPTOR

**NEW**



- Converts 20V MAX \* STANLEY® FATMAX® V20 2.0Ah batteries for use with older 18V STANLEY® FATMAX® cordless power tools.

Product Code	Compatibility
SBA100	1.5Ah & 2.0 Ah

\* 20V MAX battery, maximum initial battery voltage (measured without a workload) is 20 volts. Nominal voltage is 18V.

## DRILL DRIVERS

### 20V MAX\* STANLEY® FATMAX® - V20 DRILL DRIVER

**NEW**



Product Code	Tool	Battery	Storage
SCD700D2K	Brushed Drill Driver	2 X 2.0Ah	Kit Box

- Integral battery state of charge indicator for convenient monitoring of battery charge levels
- Powerful motor providing up to 1,500 RPM and 50Nm of torque for efficient drilling and screwdriving into wood, metal and plastic
- 24 clutch settings to control the fastener driving depth
- 2-Speed gearbox with speeds of 0-350/0-1,500 RPM for greater control over the job
- Integral LED worklight for improved visibility
- Keyless chuck for easy bit changes

Battery	2.0 Ah
No load Speed	1500 rpm
Max Torque	50 Nm

### 20V MAX\* STANLEY® FATMAX® - V20 BRUSHLESS DRILL DRIVER

**NEW**



Product Code	Tool	Battery	Storage
SBD710D2K	Brushless Drill Driver	2 x 2.0Ah	Kit Box

- Brushless motor technology for improved power efficiency and longer runtime
- Integral battery state of charge indicator for convenient monitoring of battery charge levels
- Powerful motor providing up to 1,900 RPM and 60Nm of torque for efficient drilling and screwdriving into wood, metal and plastic
- 15 clutch settings to control the fastener driving depth
- 2-Speed gearbox with speeds of 0-600/0-1,900 RPM for greater control over the job
- Integral LED worklight for improved visibility
- Keyless chuck for easy bit changes

Battery	2.0 Ah
No load Speed	1900 rpm
Max Torque	60 Nm





## SDS-PLUS HAMMER

### 20V MAX\* STANLEY® FATMAX® - V20 BRUSHLESS SDS-PLUS HAMMER

**NEW**



Product Code	Tool	Battery	Storage
SBH900M2K	SDS Plus 22 mm Brushless Hammer	2 x 4.0Ah	Kit Box

- Brushless motor technology for improved power efficiency and longer runtime
- Powerful hammer action provides up to 5,500 BPM for efficient drilling into masonry
- 2.0J of impact energy allows for efficient drilling and chiseling in concrete and aggregates
- 3 modes (hammer drilling, chiselling and rotary drilling)
- Variable speed switch for maximum application control
- Depth guide for carrying out repeat applications
- Quick release chuck for easy bit changes
- Compact and lightweight design with contoured overmoulded handle for added comfort and safety

Battery	4.0Ah
No load Speed	1500 rpm
Beats per min.	5500 bpm
Impact Energy	2.0 j

## HAMMER DRILL

### 20V MAX\* STANLEY® FATMAX® - V20 HAMMER DRILL

**NEW**



Product Code	Tool	Battery	Storage
SCD711C2K	Brushed Hammer Drill	2 x 1.5Ah	Kit Box
SCD711D2K	Brushed Hammer Drill	2 x 2.0Ah	Kit Box
SCD715D2K	Brushless Hammer Drill (60Nm)	2 x 2.0Ah	Kit Box

- Integral battery state of charge indicator for convenient monitoring of battery charge levels
- Powerful hammer action provides up to 25,500 BPM for efficient drilling into masonry
- Powerful motor providing up to 1,500 RPM and 50Nm of torque for efficient drilling and screwdriving into wood, metal and plastic
- 24 clutch settings to control the fastener driving depth
- 2-Speed gearbox with speeds of 0-350/0-1,500 RPM for greater control over the job
- Keyless chuck for easy bit changes
- Integral LED worklight for improved visibility

Battery	1.5/2.0 Ah
No Load Speed	1500 rpm
Max Torque	50 Nm

### 20V MAX\* STANLEY® FATMAX® - V20 HAMMER DRILL

**NEW**



Product Code	Tool	Battery	Storage
SCD711C1H	Brushed Hammer Drill	1 x 1.5Ah	19" Tool Box + 119 EA Acc

Battery	1.5/2.0 Ah
No Load Speed	1500 rpm
Max Torque	50 Nm

#### List of Items in the Box

- 80 Screws & Plugs
- 10Pcs Screwdriver Bits 25mm SL3, 4, 5, 6mm, PH0, 1, 2x2, 3
- 10Pcs Socket Holder + 9 pcs socket Set 5,6,7,8,9,10,11,12,13
- 6Pcs Allen Keys Set 1.5, 2, 2.5, 3, 3.5, 4, 5, 6
- 2Pcs Plier Combination plier + Long nose plier
- 1Pcs Hammer
- 1Pcs Snap Off Knife 18mm - Stanley Branded
- 1Pcs 3m Tape Measure - Stanley branded
- 1Pcs Adjustable wrench - Stanley Branded
- 6Pcs Screwdriver precision set - Stanley Branded
- 1Pcs Digital detection screwdriver - Stanley Branded
- 2Pcs Screwdriver - Philips and Standard



## 20V MAX\* STANLEY® FATMAX® - V20 HAMMER DRILL

**NEW**



Product Code	Tool	Battery	Storage
SCD711D2KA	Brushed Hammer Drill	2 X 2.0Ah	Crystal Kitbox w/ 100EA Acc

Battery	1.5/2.0 Ah
No Load Speed	1500 rpm
Max Torque	50 Nm

### List of Items in the Box

- 32Pcs 25mm bit+1pcs 60mm magnetic holder+1pcs bit bar
- 7Pcs 50mm bit(SL6\*2-8-7, ST10-15-20)+1pcs bit bar
- 7Pcs 50mm bit(PH1-2\*3-3\*2-ST15)+1pcs bit bar
- 7Pcs 100mm bit(PH1\*2-2\*3-3\*2)+1pcs bit bar
- 1Pc 50mm bit adaptor
- 5Pcs Masonry drill(3-4-5-6-7)+1pcs drill bar
- 5Pcs Wood drill(3-4-5-6-7)+1pcs drill bar
- 10Pcs HSS drill(1.5-2-2.5-3-3.5-4-4.5-5-6-6.5mm)+1pcs drill bar
- 5Pcs ¼ socket(4-6-8-10-12mm)
- 10Pcs driver nut(4-5-6-7-8-9-10-11-12-13mm)
- 8Pcs wood screw

## IMPACT DRIVER

## 20V MAX\* STANLEY® FATMAX® - V20 BRUSHLESS IMPACT DRIVER

**NEW**



Product Code	Tool	Battery	Storage
SB1810D2K	Brushless Impact Driver	2.0Ah	Kit Box

Battery	2.0 Ah
Beats per min.	3500 bpm
Max Torque	170 Nm

- Brushless motor technology for improved power efficiency and longer runtime
- Integral battery state of charge indicator for convenient monitoring of battery charge levels (SB1810D2K)
- Powerful motor providing up to 2,800 RPM, 3,500 BPM and 180Nm of torque for driving larger fasteners and other high torque applications
- Quick release chuck for easy one-handed bit changes
- Integral LED work light for improved visibility

## IMPACT WRENCH

## 20V MAX\* STANLEY® FATMAX® - V20 BRUSHLESS IMPACT WRENCH

**NEW**



Product Code	Tool	Battery	Storage
SBW920M2K	Brushless Impact Wrench	4.0Ah	Kit Box

Battery	4.0 Ah
Impact per min.	3100 ipm
Max Torque	370 Nm

- Brushless motor technology for improved power efficiency and longer runtime
- Integral battery state of charge indicator for convenient monitoring of battery charge levels
- Powerful motor providing up to 3,100 IPM and 370Nm of torque for nut setting & other high torque applications
- 2-Speed gearbox with speeds of 0-900, 0-1900, RPMs
- 1/2 inch hog ring anvil for easy socket changes
- Integral LED worklight for improved visibility



# CUTTING TOOLS



## SMALL ANGLE GRINDER

### 20V MAX<sup>+</sup> STANLEY<sup>®</sup> FATMAX<sup>®</sup> - V20 SMALL ANGLE GRINDER

**NEW**



Product Code	Tool	Battery	Storage
SCG400	Brushed Small Angle Grinder Bare	--	-
SCG400M2K	Brushed Small Angle Grinder	4.0Ah	Kit Box

Battery	4.0 Ah
Speed	9000 rpm
Disc Dia	100 mm

- Integral battery state of charge indicator for convenient monitoring of battery charge levels
- Powerful high-performance motor provides 9000 RPM's for aggressive applications
- Cast metal gear housing dissipates heat during extended periods of use
- 3-Position handle for comfort and control
- Lock-on switch for reduced fatigue during extended use
- 125/100 mm diameter for compatibility with widely available grinding wheels in Asia markets

## CIRCULAR SAW

### 20V MAX<sup>+</sup> STANLEY<sup>®</sup> FATMAX<sup>®</sup> - V20 CIRCULAR SAW

**NEW**



Product Code	Tool	Battery	Storage
SCC500	Brushed 165 mm Circular Saw Bare	-	-

Battery	--
Strokes per min.	4000 spm
Disc Dia	165 mm

- Powerful high-performance motor provides up to 4,000 RPM's for easy work of everyday cross and rip cuts
- Tool-free beveling shoe pivots up to 50° for angled cuts
- Contoured over-molded handle for comfort
- Compact and lightweight design helps reduce user fatigue

## JIGSAW

### 20V MAX<sup>+</sup> STANLEY<sup>®</sup> FATMAX<sup>®</sup> - V20 JIGSAW

**NEW**



Product Code	Tool	Battery	Storage
SCJ600	Brushed Jig Saw Bare	-	-

Battery	--
Sawing per min.	2500 spm

- Variable speed trigger ranging from 0-2,500 SPM's
- 3 settings to adjust cut aggressiveness for various materials and applications
- Adjustable shoe for 45° bevel cuts
- Contoured over-molded handle for comfort
- Tool-free blade change - compatible with both T & U blades

Maximum initial battery voltage (measured without a workload) is 20 volts. Nominal voltage is 18V.

# DRILLING & FASTENING




**STANLEY** offers a definitive range of corded drills and a screw-gun for every tradesman need - internal or external. With a choice of power options, chuck capacities, gear configurations and speed variations, no need to look further for your pick.



## STDR5510 - 550W 10mm VSR Rotary Drill



- Durable chuck prevents bit loose during operation
- Adjustable variable speed dial allows to pre-set speeds for more control
- Powerful motor for excellent performance and long durability
- Ergonomic hold curve for easy one hand operation
- Reverse function for convenient screw driving
- Lock-on button for one hand control and user safety
- Integrated belt clip allows tool to be carried while freeing up both hands
- Key holder to securely maintain chuck key



Power Input	550 W
Chuck Capacity	1.5-10 mm
Max Torque	14 Nm
No Load Speed	0-2800 rpm
Max. Drilling Capacity	
Wood	25 mm
Steel	10 mm
Weight	1.55 kg

### Standard Equipment

Chuck key

## SDH550 - 550W 10mm Single Speed Hammer Drill



- 550W powerful motor for excellent performance and durability
- Ultra compact & ergonomic design bring best control
- Best in class durability compared to tradesman competition
- Lock-on button for one hand control and user safety



Power Input	550W
Chuck Capacity	1.5-10 mm
No load speed	2900 rpm
Impact Rate	49,300 BPM
Wood	25 mm
Steel	10 mm
Masonry	10 mm
Weight	1.6 Kg


### Standard Equipment

Chuck key

## SDH600 - 600W 13mm VSR Hammer Drill



- 600W motor for excellent performance and durability.
- Hammer action for drilling into brick & masonry.
- 2 Mode switch for Drill and Hammer application as per used need
- Speed dial for precise control of speed and torque
- Optimized air vents for efficient cooling
- Side handle to provide additional control
- Depth guide for making correct measurement



Power Input	600 W
Chuck Capacity	1.5-13 mm
Max Torque	22 Nm
No Load Speed	0-2900 rpm
Beats per Minute	0-49300 bpm
Max. Drilling Capacity	
Wood	32 mm
Steel	13 mm
Masonry	16 mm
Weight	1.9 kg

### Standard Equipment

Chuck key, Depth guide, Side handle

## STDH8013 - 800W 13mm VSR Hammer Drill



- Hammer action for drilling into brick and masonry
- Durable chuck prevents bit loose during operation
- Durable metal gear housing for a long life
- Adjustable variable speed dial control with forward and reverse mode to suit different materials
- High working efficiency due to excellent rotary and impact speed
- Lock-on button for one hand control and user safety
- Rubber grips for maximum user comfort
- Side handle to provide additional control
- Depth guide for making correct measurement




Power Input	800 W
Chuck Capacity	1.5-13 mm
Max Torque	22 Nm
No Load Speed	0-3000 rpm
Beats per Minute	0-54000 bpm
Max. Drilling Capacity	
Wood	32 mm
Steel	13 mm
Masonry	16 mm
Weight	2.4 kg

### Standard Equipment

Chuck key, Depth guide, Side handle

## SDH550KP - 10mm Hammer Drill Kit with 120+ Pcs Hand tools and Accessories




- 550W powerful motor for excellent performance & durability
- Ultra compact & ergonomic design bring best control
- Best-in-class durability compared to tradesman competition
- Lock-on button for one hand control & user safety

### List of Items in the Box

- 1Pcs Drill machine SDH550KP
- 5Pcs HSS Metal Drill Bits 2, 3, 4, 5, 6mm
- 4Pcs Wood Drill Bits 4, 5, 6, 8mm
- 5Pcs Masonry Drill Bits 4, 5, 6, 8, 10mm
- 9Pcs Screwdriver Bits 25mm SL3, 4, 5, 6mm, PH0, 1, 2x2, 3
- 1Pcs Magnetic Bit Holder
- 80Pcs Screws and Plastic Dowels - 10Pcs M8 yellow, 10Pcs M6 red, 10Pcs M5 blue; Screws 10Pcs 5x25, 10Pcs 4x20, 10Pcs 3x16
- 8Pcs Allen Keys Set 1.5, 2, 2.5, 3, 3.5, 4, 5, 6
- 1Pcs Handle Plier
- 1Pcs Hammer 8 oZ
- 1Pcs Snap Off Knife 18mm
- 1Pcs 3m Tape Measure
- 1Pcs Drilling Gauge
- 1Pcs Depth Gauge
- 1Pcs Side Handle
- 2Pcs Screwdriver & Tester

Power Input	550W
Chuck Capacity	1.5-10 mm
No load speed	2900 rpm
Impact Rate	49,300 BPM
Wood	25 mm
Steel	10 mm
Masonry	10 mm
Weight	1.6 Kg

## SDH600KP - 13mm VSR Hammer Drill Kit with 120+ Pcs Hand tools and Accessories



- 600W motor for excellent performance and durability.
- Hammer action for drilling into brick & masonry.
- 2 Mode switch for Drill and Hammer application as per used need
- Speed dial for precise control of speed and torque
- Optimized air vents for efficient cooling
- Side handle to provide additional control
- Depth guid for making correct measurement

### List of Items in the Box

- 1Pcs Drill machine SDH600
- 5Pcs HSS Metal Drill Bits 2, 3, 4, 5, 6mm
- 4Pcs Wood Drill Bits 4, 5, 6, 8mm
- 5Pcs Masonry Drill Bits 4, 5, 6, 8, 10mm
- 9Pcs Screwdriver Bits 25mm SL3, 4, 5, 6mm, PH0, 1, 2x2, 3
- 1Pcs Magnetic Bit Holder
- 80Pcs Screws and Plastic Dowels - 10Pcs M8 yellow, 10Pcs M6 red, 10Pcs M5 blue; Screws 10Pcs 5x25, 10Pcs 4x20, 10Pcs 3x16
- 8Pcs Allen Keys Set 1.5, 2, 2.5, 3, 3.5, 4, 5, 6
- 1Pcs Handle Plier
- 1Pcs Hammer 8 oZ
- 1Pcs Snap Off Knife 18mm
- 1Pcs 3m Tape Measure
- 1Pcs Drilling Gauge
- 1Pcs Depth Gauge
- 1Pcs Side Handle
- 2Pcs Screwdriver & Tester

Power Input	600 W
Chuck Capacity	1.5-13 mm
Max Torque	22 Nm
No Load Speed	0-2900 rpm
Beats per Minute	0-49300 bpm
Max. Drilling Capacity	
Wood	32 mm
Steel	13 mm
Masonry	16 mm
Weight	1.9 kg





# CONCRETE WORKING



Highly durable and best-in-class performance - two traits of the STANLEY Concrete range. While the full range of rotary hammers with the SDS-Plus chuck configuration provides excellent power to weight ratio, the demolition hammers with a choice between SDS-Max and Hex Chuck is designed to give comfort during long usages.

## CONCRETE DRILLING

2KG HAMMERS



## CHIPPING

5KG HAMMERS



## DEMOLITION

10KG HAMMERS



## TILE CUTTING

TILE CUTTER



## STHR202K - 620W 20mm 2 Mode SDS-Plus Hammer



- Ideal for drilling anchor and fixing holes into concrete and masonry up to 20mm in diameter
- 2 Modes: Rotary drilling and hammer drilling
- Safety clutch eliminates sudden high-torque reaction should the bit jam
- Electronic variable speed for total control in any application
- Ergonomic rubber grip handle for improved comfort in long duration usage
- Rounded ergonomic industrial design allows easy and comfortable handling in any application
- 2 Finger switch for long duration fatigue free usage
- Side handle for easy 2 hand operation
- Depth guide for drilling accurate pre-determined depths
- Heavy duty type kitbox for safe storage under job-side conditions

Power Input	620 W
No Load Speed	0-1250 rpm
Beats per Minute	0-3900 bpm
Impact Energy	1.34 J
Tool Holder	SDS-Plus
Max. Drilling Capacity	
Wood	25 mm
Metal	13 mm
Concrete	20 mm
Weight	2.8 kg

**Standard Equipment**  
Depth guide, Side handle, Kitbox



## SHR263K - 800W 26mm 3 Mode SDS - Plus Hammer



- 800W high-performance motor ideal for drilling anchor and fixing holes into concrete and masonry
- Excellent drilling speed between dia. of 8-16mm in concrete drilling applications
- Good chipping capability for light chipping applications
- Tradesman class leading 42+ hours of consistent durability
- Precisely designed internal parts offering smooth running for long duration

Power Input	800W
No Load Speed	0-1150 rpm
Impact Rate	0-4300 bpm
Impact Energy (Max)	3.4 j
Variable Speed	SDS-Plus
Lock-on	Yes
Forward/Reverse Mode	Yes

**Standard Equipment**  
Chuck key, Depth guide, Side handle



## STHR272KS - 850W 26mm 2 Mode L-Shape SDS - Plus Hammer



- With 4.1J of impact energy specially designed to deliver ultimate drilling and chipping power
- 2 Modes: Hammer drilling and chiseling
- Safety clutch eliminates sudden high-torque reaction should the bit jam
- L-Shape design provides compact and slim line tool to maximise control
- Textured handle grip for long duration easy usage
- 2 Finger switch for long duration fatigue free usage
- Carbon brush access caps for easy access and quick change
- Grease cap for easy grease top-up
- Side handle for easy 2 hand operation
- Heavy duty type kitbox for safe storage under job-side conditions

Power Input	850 W
No Load Speed	700 rpm
Beats per Minute	3400 bpm
Impact Energy	4.1 J
Tool Holder	SDS-Plus
Max. Drilling Capacity	
Concrete	26 mm
Weight	5.1 kg

**Standard Equipment**  
Depth guide, Side handle, Kitbox





## STHM5KH - 5kg Hex Chipping Hammer



- Hex chuck suitable for most common accessories
- Class-leading 1010W motor delivers outstanding performance for light demolition, surface preparation or chiseling
- Ergonomic and compact design maximises control and offers easy access to confined spaces
- Large hammer mechanism delivers extreme durability and excellent concrete breaking performance
- Modular design allows quick access to key components for faster and cheaper service
- Anti Vibration handle with spring delivers extremely low vibration and more comfort
- Rubber grip handle improve user comfort lowering fatigue during extended use
- 360 Degree side handle maintains user comfort in any application
- ON/OFF rocker switch for hassle-free continuous usage
- Carbon brush access caps for easy access and quick change

Power Input	1010 W
Beats per Minute	2900 bpm
Impact Energy	8.5 J
Tool Holder	Hex
Weight	6.3 kg

### Standard Equipment

1 Chisel, Side handle, Grease cap opener, Kitbox



## STHM10K - 10kg SDS Max Demolition Hammer



- Powerful and durable 1600 Watt motor delivers outstanding concrete breaking performance for all heavy demolition applications
- Ergonomic line design ensures user comfort during any application
- Large hammer mechanism delivers maximum durability and excellent concrete breaking performance
- Rubber grip handle improve user comfort lowering fatigue during extended use
- 360 Degree side handle maintains user comfort in any application
- Electronic variable speed and impact control dial for total control with smaller bits and light material
- Service indicator identifying brush replacement and service need
- ON/OFF rocker switch for hassle-free continuous usage
- Soft start feature ensures accurate clean breaking without chisel walking
- Heavy duty type kit box for safe storage under job-site conditions

Power Input	1600 W
Beats per Minute	900-1890 bpm
Impact Energy	5-25 J
Tool Holder	SDS Max
Weight	10.5 kg

### Standard Equipment

1 Chisel, Side handle, Kitbox



## STHR323K - 1250W 32mm 3 Mode L-Shape SDS-Plus Hammer



- Ideal for drilling anchor and fixing holes into concrete and masonry up to 32mm in diameter
- 3 Modes: Rotary drilling, hammer drilling and chiseling mode for all job-site applications
- Safety clutch eliminates sudden high-torque reaction should the bit jam
- Electronic variable speed for total control in any application
- Ergonomic rubber grip handle for improved comfort in long duration usage
- L-Shape design provides compact and slim line tool to maximise control
- 2 Finger switch for long duration fatigue free usage
- Service and brush wear indicators identifying brush replacement and service need
- Carbon brush access caps for easy access and quick change
- Heavy duty type kitbox for safe storage under job-side conditions

Power Input	1250 W
No Load Speed	0-850 rpm
Beats per Minute	0-4100 bpm
Impact Energy	3.5 J
Tool Holder	SDS-Plus
Max. Drilling Capacity	
Wood	40 mm
Metal	13 mm
Concrete	32 mm
Weight	5.4 kg

### Standard Equipment

Side handle, 13mm chuck, Kitbox



## STSP125 - 1320W 125mm Tile Cutter



- Powerful 1320W motor for highest working efficiency
- 125mm capacity guard for all job-site applications
- High capacity gear set for less vibration, lower noise & longer life span
- Height adjustable shoe allows user to cut at various depths
- Soft handle grip for long duration easy usage
- Lock-off switch to prevent accidental action
- Lock-on button for fatigue-free continuous running
- Carbon brush access caps for easy access and quick change

Power Input	1320 W
Wheel Diameter	125mm
Bore Size	20mm
No Load Speed	13500rpm
Depth of Cut	41mm
Weight	3.1kg

Standard Equipment  
Wrench, Key, Wet Kit



## STSP110 - 1200W 100mm Tile Cutter



- Powerful 1200W motor for highest working efficiency
- 100mm capacity guard for all job-site applications
- Height adjustable shoe allows user to cut various depths
- Lock-on button for fatigue free continuous running
- Carbon brush access caps for easy access and quick change

Power Input	1200W
Wheel Diameter	100mm
Bore Size	20mm
No Load Speed	13500rpm
Depth of Cut	41mm
Weight	3.1kg

Standard Equipment  
Wrench, Key





# METAL WORKING



Resulting in faster material removal while grinding and greater accuracies & comfort while cutting, the STANLEY high performance metal working tools have been developed to combine excellent power to weight characteristics with out standing ergonomics. They deliver the versatility, power and life that is demanded by a tradesman.

## METAL REMOVAL

GRINDERS



## METAL CUTTING

CHOPSAW



## METAL GRINDING

BENCH GRINDER



## POLISHING

POLISHER



## SG6100 - 620W SLIMLINE Small Angle Grinder



- Super slim body 179mm gripping girth
- Steel-cut gear set ensures higher durability and lower noise & vibration
- Powerful motor with higher output for better working efficiency
- More max output power ensures higher performance to prevent tool damage in tougher applications

Power Input	620W
Disc size	100mm
No load speed	12,000prpm
Tool Girth	179mm
Cable Length	2.1m

### Standard Equipment

Protective guard, Inner and outer disc flanges, Spanner



## SG7100 - 750W SLIMLINE Small Angle Grinder




- Super slim body 179mm gripping girth
- Steel-cut gear set ensures higher durability and lower noise & vibration
- Powerful motor with higher output for better working efficiency
- More max output power ensures higher performance to prevent tool damage in tougher applications

Power Input	750W
Disc size	100mm
No load speed	12,000rpm
Tool Girth	179mm
Cable Length	2.5m

### Standard Equipment

Protective guard, Inner and outer disc flanges, Side handle, Spanner



## STGT8100 - 100mm 850W Toggle Switch Small Angle Grinder




- 850W powerful motor with high working efficiency,
- Designed for heavy duty job
- Ergonomic design provides excellent balance and less vibration
- Longest durability in its class

Power	850 W
No Load Speed	11,000 rpm
Switch Type	Switch Type Slide
Spindle Size	M10
Disc Size	100 mm
Cable Length	2.5 m
Net Weight	2.2 kg

### Standard Equipment

Protective guard, Inner and outer disc flanges, Side handle, Spanner





## STGS9100 - 900W Small Angle Grinder



- Powerful motor with exceptional output for highest working efficiency.
- More max output power ensures higher performance to prevent tool damage in tougher applications.
- Dust resistance design
- Steel-cut gear set ensures class-leading durability with low noise & vibration.

Power Input	900W
Disc size	100mm
No load speed	12,000rpm
Tool Girth	194mm
Cable Length	2.5m
Weight	1.8kg

### Standard Equipment

Protective guard, Inner and outer disc flanges, Side handle, Spanner



## STGS9125 - 900W 125mm Small Angle Grinder




- Powerful motor designed for heavy duty jobs to carry out a large variety of cutting and grinding tasks
- Compact housing shape design allows comfortable gripping resulting in superior ergonomics
- Long endurance by high quality commutator and durable carbon brush
- Spindle lock for quick and easy change of accessories
- Spiral bevel gears provide less vibration, lower noise level and longer life span
- Burst proof guard ensures maximum user safety
- On/Off slide switch for one hand control and user safety
- Optimized air vents for best cooling

Power Input	900 W
No Load Speed	11000 rpm
Max. Disc Diameter	125 mm
Spindle Thread	M14
Weight	2.2 kg

### Standard Equipment

Protective guard, Inner and outer disc flanges, Side handle, Spanner



## SL227 - 2200W 180mm Large Angle Grinder




- 450 hours long durability life in Tradesman class
- Over 200 hours of 1st brush life with lower temperature rise enhancing the motor durability
- 3700W MWO meets the moderate to heavy duty application request
- 15mm shorter tool length and 14% lightweight for easy control and long time working

Rated Power	2200W
No Load Speed	8500 rpm
Guard Diameter	180mm
Soft-Start	NA
Weight	4.3KG

### Standard Equipment

Protective guard, Inner and outer disc flanges, Side handle, Spanner




## STGB3715 - 373W 152mm Bench Grinder



- Powerful 373W motor
- Accepts cotton buffing and wire brush wheels
- Sturdy cast iron base with rubber mounts

Power Input	373 W
No Load Speed	3450 rpm
Wheel Diameter	152 mm
Wheel Width	16 mm
Bore Size	12.7 mm
Weight	8.6 kg

**Standard Equipment**  
2 Tool rest, 2 Eye shield



## SSC22 - 2200W 355mm Chop Saw



- High power abrasion protected motor delivers high overload capabilities for greater durability
- Ergonomic design for a good handling and less user fatigue
- Quick release clamp results in less time in changing the work piece
- Spindle lock for quick and easy wheel change
- Adjustable spark guard allows user to control the direction of the sparks coming from the machine
- Heavy duty guard for maximum user protection

Power Input	2200 W
No Load Speed	3800 rpm
Wheel Diameter	355 mm
Max. Cutting Capacity at 90°	
Square Profile	115x115 mm
Rectangular Profile	115x130 mm
L-Shape Profile	115x137 mm
Rounded Profile	125 mm
Max. Cutting Capacity at 45°	
Square Profile	98x98 mm
Rectangular Profile	105x95 mm
L-Shape Profile	95 mm
Rounded Profile	115 mm
Weight	15.5 kg

**Standard Equipment**  
1 Wheel, Hex Wrench



## SP137 - 1300W 180mm Polisher



- Powerful 1300W motor for long life and performance
- Soft start & constant speed module for smooth finish
- Velcro backing pad for easy replacement

Rated Power	1300W
Max Pad Size	180mm
No Load Speed	500-3600 rpm
Speed Control	Constant Speed
Aux Handle	D Handle
Weight	3.2kg

**Standard Equipment**  
1 Wheel, Hex Wrench






# WOOD WORKING



Resulting in fast and smooth operation with greater accuracies & comfort while performing the task, the STANLEY high performance wood working tools have been developed for excellent performance. They deliver the versatility, power and life that is demanded by a tradesman.

## SANDING

SANDERS



## WOOD CUTTING

JIGSAWS




## WOOD CUTTING

MITRE SAW



## WOOD REMOVAL

PLANER



## DESIGN /SHAPING

PLUNGE ROUTER



## SRR1200 - 1200W Plunge Router




- 1200W motor for long life and high performance
- Flat motor housing enables upside down, easier bit changes
- Variable speed gives the user more control to prevent burning of the material being shaped
- Large side handles give a sure grip for improved safety and control
- Spindle lock for easy cutter change
- Anti-static shoe coating for precise guidance on work piece and high comfort of use
- Aluminium shoe, hardwearing for long life time
- Safety lock-off trigger to avoid starting the tool accidentally
- Triple depth presetting for adjusting plunge depth allows precise working in several steps
- 3 collets provided to suit all shank sizes up to 8mm

Power Input	1200 W
No Load Speed	8000-27000 rpm
Plunge Stroke/Movement	55 mm
Collet Size	6,6.25,8mm
Max. Cutter Dia.	30 mm
Weight	4 kg

### Standard Equipment

6 Router bits, Spanner, 6/6.25/8mm collet



## SC16 - 1600W Circular Saw



- Best-in-Class 1600W motor with optimized transmission to deliver highest productivity amongst all Tradesman units
- Cutting depth upto 65mm & 190mm guard size suitable for all accessory
- Consistent cutting accuracy in the range of 0° to 45°, with good finishing quality
- Robust & optimized design ensures best in class durability
- Ergonomics handle design for long time comfortable working
- Low vibration for comfortable use

Rated Power	1600W
No Load Speed	5500 rpm
Max Disc size	190mm
Max Cutting Depth at 90	65mm
Bevel Cutting	45 degree
Fine Adjustment	YES
Weight	3.9KG

### Standard Equipment

36 Teeth blade



## SJ45 - 450W Variable Speed Jigsaw



- Powerful & optimum 450W motors with high efficiency in its class, to ensure effective cutting on heavy load applications.
- Robust & Optimized design at motor, transmission, blade clamp and base ensures Best-in-Class durability
- Compact tool size and excellent Power to Weight ratio

Power Input	450 W
Variable Speed	500 to 3000 rpm
Max Cutting	65 mm
Pendulum	NO
Stroke Length	19 mm
Blade Clamp	Keyed
Bevel Cutting	±45°
Weight	1.8 Kg





## SJ60 - 600W Variable Speed Pendulum Jigsaw



- Powerful & optimum 600W motor with high efficiency in its class, to ensure effective cutting on heavy load applications.
- Robust & Optimized design at motor, transmission, blade clamp and base ensures Best-in-Class durability
- Compact tool size and excellent Power to Weight ratio



Power Input	600 W
Variable Speed	500 to 3000 rpm
Max Cutting	75 mm
Pendulum	YES
Stroke Length	19 mm
Blade Clamp	Keyless
Bevel Cutting	±45°
Weight	1.9 Kg

## SM16 - 1650W Compound Miter Saw



- LED shadow cut line for 100% accurate cuts and better illumination
- Convenient Lock-off Trigger switch
- Optimized arm design for biggest cutting capacity
- Repetitive Cut Lock-stop



Rated Power	1650W
No Load Speed	4800/min
Max Blade Size	254mm
Bevel cut Range	0° – 45°
Mitre Cut Range	47° to 52°
Cut Line Guidance	YES
Repetitive Length Cut	230 to 400mm
Weight	10.5kg

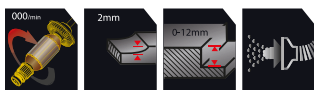
### Standard Equipment

32 Teeth Blade, 80 Teeth blade, Vertical Clamp  
Wrench Dust Bag

## STPP7502 - 750W 2mm Planer



- Robust and powerful 750W motor provides smooth results, even in hard wood and at maximum depth of cut
- 2 high quality reversible TCT blades ensure maximum life and a superior finish
- The choice of left or right chip ejection makes the planer more comfortable to use
- 2mm depth of cut ensures a large amount of wood can be removed in one pass
- 0.2mm depth of cut setting for increased accuracy
- 12mm maximum rebate depth broadens the applications
- Easy empty dust bag for more flexibility and a cleaner working environment
- 3 different sized chamfer grooves for easy and precise shaping of wood
- Park rest protects both the workpiece and the blades
- Parallel fence for more control and accuracy



Power Input	750 W
No Load Speed	16500 rpm
Maximum Depth of Cut	2 mm
Rebating Depth	12 mm
Planer Width	29 mm
Shoe Length	82 mm
Weight	2.8 kg

### Standard Equipment

2 TCT blades, Parallel fence, Wrench,  
Dust bag, Vac adaptor

## SS24 - 240W 1/4" Sheet Sander



#### ERGONOMICS

- Compact design with lower height to give better balance and control
- Rubber gripping surfaces for comfortable handling
- Dust extraction system for better work environment

#### DURABILITY

- Longer hanging life and first brush life ensure longest durability in class
- Longer ABR life to provide high-qualified machine in severe application environment



Rated Power	240W
No Load Speed	16,000 OPM
Orbital Dia.	1.4mm
Sanding Pad Size	110 x 104 mm
Sanding Paper Size	140 x 115mm
Switch Type	Rock
Dust-Sealed Switch	Yes
Dust Extraction	Yes
Weight	1.1kg

### Standard Equipment

1 Sanding Sheet Dust bag Punch

## SS28 - 280W 1/3<sup>rd</sup> Sheet Sander



- 280W Powerful motor with higher sanding efficiency to provide optimal removal rate in different materials
- 14000/min higher speed with low vibration to deliver optimal sanding result to End-user
- Two finger trigger switch with lock-on button to ensure continuous and comfortable usage
- Rubber gripping surfaces for comfortable handling, auxiliary handle for better control
- Long brush life and ABR life giving best in class durability



Power Input	280W
No Load Speed	14000 OPM
Orbital Diameter	2mm
Sanding Pad Size	91x185mm
Sanding Paper Size	93x230mm
Two Finger Switch	Yes
Lock-on Button	Yes
Weight	1.5kg

## SS30 - 300W Variable Speed Random Orbital Sander



- 300W Powerful motor with higher efficiency for optimal removal rate in different application
- 0-13000/min variable speed with extreme low vibration to deliver optimal sanding result to End-user
- High product life and first brush life thereby ensuring best in class durability
- Compact design with lower height to give better balance and control
- Rubber gripping surfaces for comfortable handling
- Dust extraction system for a better work environment



Power Input	300W
No Load Speed	0-13000 OPM
Orbital Diameter	2mm
Sanding Pad Size	125mm
Switch Type	Rock
Dust-sealed Switch	Yes
Dust Extraction	Yes
Brake Function	Yes
Weight	1.4kg

## SST1801 - 1800W 254mm Table Saw



- Self-aligning fence design ensures high cut accurate
- Dovetail shape fence slot helps fence setup w/o any deviation
- Smart bi-scale reading
- Tool free extendable table
- Over 150 hours consistent durable heavy load life

Power Input	1800W
Max Blade Size	254mm
No Load Speed	4800 rpm
Cutting depth at 90°	80mm
Cutting depth at 45°	50mm
Max Bench Size	560mm x 680mm
Max Exten. Bench Size	560mm x 1040mm
Rip Capacity	660mm
Riving Knife Thickness	2.5mm
Stand	Foldout
Tool Weight	27.2 kg





# SPECIALITY



STANLEY Offers versatile tools to be part of this popular range. Heat Gun can be used to remove, solder, deform, etc and a Blower which can be used both as a blower and a vacuum.

**STXH2000 - 2000W Variable Speed Heat Gun**

- 2 speed heat gun with variable heat control giving maximum control in all heat gun applications
- Variable heat setting for material appropriate working and a large variety of applications
- Ergonomic handle design for comfortable use even over extended periods of time
- Lock-on switch for comfortable, hands-free use
- Standing facility allows using both hands for soldering or bending operations

Power Input	2000W
Operating Temperature	50-450 / 90-600 °C
Air Flow	300/500 l/min
Weight	0.8 kg

**SXH1800 - 1800W 2 Speed Heat Gun**

- 1800W 2 speed Heat Gun giving optimum control in variety of applications
- Ergonomic handle design for comfortable use over extended period of time
- Standing facility allowing both hands for soldering or bending applications

Power Input	1800W
Operating Temperature	500° - 600°C
Air Flow	300 - 500 l / Min.

**SPT500 - 500W Single Speed Blower**

- 500W powerful motor for higher tool performance
- Light and compact design for ease of handling
- Optimized fan structure for better air flow
- Lock-on button for one hand control and user safety
- Rubber nozzle for greater flexibility during work

Power Input	500W
Air Flow	3.5 m <sup>3</sup> /min
No Load Speed	16000 rpm

**Standard Equipment**  
Tube, Dust bag

**STPT600 - 600W Variable Speed Blower**

- 600W powerful motor for higher tool performance
- 2 Tools in 1: Blower and vacuum cleaner
- Light and compact design for ease of handling
- Optimized fan structure for better air flow
- Variable speed option for easy control of airflow
- Lock-on button for one hand control and user safety
- Rubber nozzle for greater flexibility during work
- Suction mode used in restricted application areas

Power Input	600 W
Air Flow	3.5 m <sup>3</sup> /min
No Load Speed	16000 rpm
Weight	1.7 kg

**Standard Equipment**  
Tube, Dust bag





## SDR1400 - 1400W Paint Mixer

NEW

- Delivering 2 speed Variable speed with soft start for efficient mixing
- Power- Appropriate motor torque
- Multi-use for tradesman environment
- D-shape twin-handle design & light weight



Power Input	1400W
Speed Mode	2 Speed
No load Speed	0-480rpm, 0-800rpm
Variable Speed	YES
Tool Fitting/Camp Thread	M14 X 2
Mixing paddle (Ø)	140mm
Mixture Volume	120L
Cable	2m PVC cable
Soft Start Function	YES
Soft Grip on Handle	YES
Accessories	1pc two-section paddle 2pcs 22# wrench
Packaging	Color box
Weight (working unit)	3.5Kg





## POWER TOOLS - PRICE LIST

Material	Material Description	Box Quantity	MRP/Unit in ₹
<b>CORDLESS</b>			
SCD121S2K-B1	10.8V - 1.5 Ah Drill driver	5	8,850
SCH20C2K-B1	18V - 1.3 Ah Hammer Drill	4	16,250
SCH121S2-B1	10.8V - 1.5 Ah Hammer Drill	5	13,375
SCD20C2K-B1	18V - 1.3 Ah Drill driver	4	14,500
SBD201D2K-B1	Brushless 18V - 2Ah Drill driver	4	21,000
SCH121S2KA-B1	12V Hammer drill with 100 pcs acc	5	13,500
SCS4K-B1	4V Screwdriver	8	3,600
SBR20M2K-B1	Brushless 18V - 2Kg SDS+ hammer	4	32,250
SBH201D2K-B1	Brushless 18V - 2 Ah Hammer Drill	4	19,750
SB1201D2K-B1	18V - 2 Ah Impact Drill driver	4	18,750
SCH121S2-B1	10.8V - 1.5 Ah Impact Drill driver	5	13,000
SCH121S1H-B1	12V hammre drill with 40 pcs	1	14,000
<b>V20 CORDLESS TOOLS</b>			
SBD710D2K-B1	BL Drill Driver - 20V Cordless	1	17,650
SBD715D2K-B1	BL Hammer Drill - 20V Cordless	1	17,900
SBH900M2K-B1	BL Rotary Hammer - 20V Cordless	1	33,600
SB1810D2K-B1	BL Impact Driver - 20V Cordless	1	18,690
SBW920M2K-B1	BL Impact Wrench - 20V Cordless	1	31,500
SCC500-B1	BR Circular Saw - 20V Cordless	1	13,700
SCD700D2K-B1	BR Drill Driver - 20V Cordless	1	13,700
SCD711C1H-B1	BR Hammer Drill kit with 120 pcs - 20V Cordless	1	17,850
SCD711C2K-B1	BR Hammer Drill - 20V Cordless	1	15,200
SCD711D2KA-B1	BR Hammer Drill Kit with 100 pcs - 20V Cordless	1	18,300
SCD711D2K-B1	BR Hammer Drill - 20V Cordless	1	15,750
SCG400-B1	BR Grinder - 20V Cordless	1	8,820
SCG400M2K-B1	BR Grinder - 20V Cordless	1	23,100
SCJ600-B1	BR Jigsaw - 20V Cordless	1	9,030
SB202-B1	2Ah battery - 20V Cordless	1	5,250
SB204-B1	4Ah battery - 20V Cordless	1	7,350
SC200-B1	Charger 2A - 20V Cordless	1	3,150
<b>CONSTRUCTION</b>			
STHM10K-IN	10Kg Demolition Hammer	2	26,300
STSP125-IN	Tile cutter	4	4,760
STHM5KH-IN	5kg Chipping Hammer	2	13,600
STSP110-IN	Tile cutter	6	4,240
STHR202K-IN	Hammer	4	7,100
SHR263K-IN	Hammer	4	10,600
STHR323K-IN	Hammer	2	13,800
STHR272KS-IN	Hammer	4	9,420
<b>DRILLS &amp; FASTENING</b>			
SDH600-IN	600W 13mm Percussion Drill	5	4,295
SDH600KP-IN	600W 120pcs STANLEY kit	3	7,600
SDH550KP-IN	550W 120pcs STANLEY kit	3	6,500
STDH8013-IN	800W 13 mm Hammer Drill	4	4,870
SDH550-IN	550W 10mm Hammer Drill	5	3,100
STDR5510-IN	550 W 10mm Rotary Drill	4	3,500
<b>METAL WORKING</b>			
SSC22-IN	2200W 355mm Chopsaw	1	14,000
SG7100-IN	750W 100mm Slim Small Angle Grinder (New)	8	3,400
STGT8100-IN	4" 850W Toggle switch SAG	6	3,450
SG6100-IN	620W 100 mm Slim Small Angle Grinder (New)	8	2,900
STGS9100-IN	900W Small Angle Grinder 100 mm	6	3,800
STGS9125-IN	900W Small Angle Grinder 125 mm	6	4,150
SL227-IN	2200W 7" LAG	2	8,950
STGB3715-IN	1/2 HP Bench Grinder	2	7,200
<b>WOOD WORKING</b>			
SST1801-B1	1800W 10 inch Table Saw	1	28,800
SC16-IN	1600W Circular Saw	2	8,100
STPP7502-IN	750W 2mm Planer	2	7,200
SRR1200-IN	1200W Variable Speed Plunge Router	4	9,400
SM16-IN	1600W 10" Compound Mitre Saw	2	22,600
SS30-IN	5" 300W Variable Speed Random Orbital Sander	8	6,200
SJ45-IN	450W Variable Speed Jigsaw	6	5,350
SJ60-IN	600W Variable Speed Jigsaw	6	6,270
SS28-IN	1/3 280W Sheet Sander	8	4,850
SS24-IN	240W 1/4 Sheet Sander	4	3,800
<b>SPECIALITY</b>			
STXH2000-IN	2000W Heat Gun	5	2,700
STPT600-IN	600W Variable Speed Blower	4	3,650
SXH1800-IN	1800W 2 Speed Heat Gun	4	2,250
SPT500-IN	500W Blower	4	3,280
SP137-IN	1300W 180mm Polisher	4	10,000



## SPARES - PRICE LIST

Tool Model	Part No.	Description	MRP in ₹
STHR223K-IN	90592489	ARMATURE SA	2,054
STHR223K-IN	90592455	BRUSH SA	218
STHR223K-IN	90592490	FIELD SA	1,880
STHR223K-IN	90590899	SWITCH	1,030
STHM5KH-IN	4050304011	PISTON	204
STHM5KH-IN	4050310001	GEAR	449
STHM5KH-IN	4050304024	CYLINDER SA	1,373
STHM5KH-IN	Z60305016	FIELD SA	938
STHM5KH-IN	4050306001	BRUSH PAIR	97
STHM5KH-IN	4050305601	SWITCH	329
STHM5KH-IN	N602553	ARMATURE SA	1,403
STSP125-IN	4240610601	GEAR	230
STSP125-IN	4240610602	PINION	173
STSP125-IN	4240206002	BRUSH PAIR	66
STSP125-IN	Z60324015	FIELD SA	640
STSP125-IN	4240650001	SPINDLE & GEAR SA	1,010
STSP125-IN	4240650003	ARMATURE SA	924
STHR272KS-IN	4030302007	CON ROD	74
STHR272KS-IN	60303020	FIELD SA	1,781
STHR272KS-IN	4031606001	BRUSH PAIR	257
STHR272KS-IN	4030305003	SWITCH	228
STHR272KS-IN	4031650003	ARMATURE SA	2,234
STHM10K-IN	4050801002	PISTON	232
STHM10K-IN	4050801003	CON ROD	405
STHM10K-IN	4050805001	SPEED REGULATOR	1,026
STHM10K-IN	4050305601	SWITCH	329
STHM10K-IN	4050106005	BRUSH PAIR	269
STHM10K-IN	60305019	FIELD SA	1,748
STHM10K-IN	N736751	ARMATURE SA	2,772
STDR5510-IN	60310014	FIELD SA	557
STDR5510-IN	4100405601	SWITCH SA	378
STDR5510-IN	4100406601	BRUSH PAIR	158
STDR5510-IN	4100450001	ARMATURE SA	1,027
STPP7502-IN	1004526-19	SWITCH	340
STPP7502-IN	1004526-27	ARMATURE SA	1,523
STPP7502-IN	1004526-47	FIELD	1,064
STPP7502-IN	1004526-16	BRUSH PAIR	27
STPT600-IN	5170011-22	ARMATURE 220/240V	742
STPT600-IN	5170011-26	FIELD 220/240V	776
STPT600-IN	5170011-30	SWITCH	184
STPT600-IN	5170011-31	SWITCH & PCB	490
STPT600-IN	5170011-50	BRUSH PAIR	89
STXH2000-IN	1004086-01	PCB	705
STXH2000-IN	1004088-00	MOTOR	431
STXH2000-IN	1004098-00	HEATING ELEMENT	438
STXH2000-IN	1004101-00	SWITCH	175
STXH2000-IN	6010389-65	MOTOR SA	445
STGB3715-IN	6010358-44	ARMATURE	1,611
STGB3715-IN	6010358-46	FIELD	3,120
STGB3715-IN	6010358-51	SWITCH	193
STHR323K-IN	5140147-40	PISTON	125
STHR323K-IN	5140145-40	ARMATURE SA	2,501
STHR323K-IN	5140145-39	FIELD SA	1,454
STHR323K-IN	5140145-21	BRUSH PAIR	233
STHR323K-IN	5140145-29	SWITCH	964
STHR323K-IN	5140145-30	SPEED REGULATOR	763
STGS7100-IN	4140310004	PINION	148
STGS7100-IN	60314058	FIELD SA	463
STGS7100-IN	4140305605	SWITCH SA	126
STGS7100-IN	4140306001	BRUSH PAIR	92
STGS7100-IN	4140350003	ARMATURE SA	545
STGS6100-IN	4140304011	OUTER FLANGE	63
STGS6100-IN	4140304006	INNER FLANGE	52
STGS6100-IN	4149210001	GEAR	188
STGS6100-IN	4149210002	PINION	149
STGS6100-IN	60314069	FIELD SA	535
STGS6100-IN	4140306001	BRUSH PAIR	92
STGS6100-IN	4141705001	SWITCH SA	99
STGS6100-IN	4149250003	ARMATURE SA	521
SPT500-IN	5170011-22	ARMATURE 220/240V	742
SPT500-IN	5170011-26	FIELD 220/240V	776
SPT500-IN	5170011-30	SWITCH	184
SPT500-IN	5170011-50	BRUSH PAIR	89
SXH1800-IN	1004516-02	MOTOR	194
SXH1800-IN	1004516-07	HEATING ELEMENT	398
SXH1800-IN	1004516-13	SWITCH	149
SDH600-IN	4020710001	GEAR	251
SDH600-IN	60302010	FIELD SA	427

## SPARES - PRICE LIST

Tool Model	Part No.	Description	MRP in ₹
SDH600-IN	4020706001	BRUSH	61
SDH600-IN	4020705003	SWITCH	261
SDH600-IN	4020850001	ARMATURE SA	574
SCH1252K-IN	N441395	CHUCK 10MM	747
SCH1252K-IN	N457132	MOTOR & PINION	1,000
SCH1252K-IN	N441396	TRANSMISSION SA	1,941
SCH1252K-IN	N437000	SWITCH	1,276
SCH1252K-IN	5B125-IN	BATTERY	2,191
SCH1252K-IN	N676851	CHARGER	1,402
STSS025-IN	90531913	SWITCH	73
STSS025-IN	90532168	FIELD SA 230V	1,028
STSS025-IN	90540050	BRUSH & HOLDER SA	204
STSS025-IN	90595457	ARMATURE SA	1,036
STSS025-IN	90535260	PCB	129
STSJ0600-IN	90526099	GEAR	146
STSJ0600-IN	582593-00	BLADE CLAMP	129
STSJ0600-IN	90532017	SWITCH SA	136
STSJ0600-IN	90559684	ARMATURE SA	1,078
STSJ0600-IN	90549938	BRUSHBOX SA	129
STSJ0600-IN	90559685	FIELD SA	1,101
STSC1518-IN	90582910	SPINDLE & GEAR SA	228
STSC1518-IN	90586786	ARMATURE 230V	2,160
STSC1518-IN	90586789	FIELD SA	1,314
STSC1518-IN	90586485	BRUSH PAIR 230V	229
STSC1518-IN	90595774	SWITCH SA	299
STDH8013-IN	4100609001	CHUCK	357
STDH8013-IN	4020410601	GEAR	300
STDH8013-IN	50302013	ARMATURE	993
STDH8013-IN	60302008	FIELD SA	716
STDH8013-IN	4030106003	BRUSH PAIR	126
STDH8013-IN	4100405601	SWITCH SA	378
STDH8013-IN	4020450002	GEAR & SPINDLE SA	631
SDH550-IN	4100409602	CHUCK KEY	60
SDH550-IN	4100409601	CHUCK	255
SDH550-IN	4020710001	GEAR	251
SDH550-IN	60302010	FIELD SA	427
SDH550-IN	4020706001	BRUSH	61
SDH550-IN	N775521	SWITCH	251
SDH550-IN	4020850001	ARMATURE SA	574
SCD1251-IN	N457128	MOTOR & PINION	554
SCD1251-IN	N460012	CHUCK	355
SCD1251-IN	N460011	TRANSMISSION SA	1,322
SCD1251-IN	N437000	SWITCH	1,276
SCD1251-IN	5B125-IN	BATTERY	2,191
SCD1251-IN	N676851	CHARGER	1,402
STHR202K-IN	4030104605	CON ROD	90
STHR202K-IN	60303021	FIELD SA	497
STHR202K-IN	4030106003	BRUSH PAIR	126
STHR202K-IN	4030105604	SWITCH SA	470
STHR202K-IN	4030150004	ARMATURE SA	825
STGS9100-IN	4140304011	OUTER FLANGE	63
STGS9100-IN	4140304006	INNER FLANGE	52
STGS9100-IN	N539401	GEAR	175
STGS9100-IN	N539400	PINION	114
STGS9100-IN	60314059	FIELD SA	893
STGS9100-IN	4141406601	BRUSH PAIR	99
STGS9100-IN	4140305605	SWITCH SA	126
STGS9100-IN	4141450009	ARMATURE SA	586
STGS9125-IN	4145104008	OUTER FLANGE	69
STGS9125-IN	4145104002	INNER FLANGE	76
STGS9125-IN	N539401	GEAR	175
STGS9125-IN	N539400	PINION	114
STGS9125-IN	60314059	FIELD SA	893
STGS9125-IN	4141406601	BRUSH PAIR	99
STGS9125-IN	4140305605	SWITCH SA	126
STGS9125-IN	4141450009	ARMATURE SA	586
SHR263K-IN	4030104010	CIRCLIP	6
SHR263K-IN	4030104006	RETAINER	29
SHR263K-IN	N465532	SEAL	38
SHR263K-IN	N465545	DAMPER	128
SHR263K-IN	N465546	RAM	127
SHR263K-IN	N465550	GEAR	357
SHR263K-IN	N465560	RAM	175
SHR263K-IN	N465559	PISTON	269
SHR263K-IN	N465536	FELT	3
SHR263K-IN	N465521	PLATE	46
SHR263K-IN	N465567	GEAR	403
SHR263K-IN	N465568	COLLAR	128



## SPARES - PRICE LIST

Tool Model	Part No.	Description	MRP in ₹
SHR263K-IN	N465565	INTER SHAFT	239
SHR263K-IN	N465570	SPACER	11
SHR263K-IN	N465573	GEAR	332
SHR263K-IN	N465511	GUIDE	16
SHR263K-IN	N465512	FIELD SA 230V	891
SHR263K-IN	N465518	BRUSH PAIR 230V	141
SHR263K-IN	N468884	SWITCH	495
SHR263K-IN	N505287	ARMATURE 230V	1,096
SRR1200-IN	5170025-27	SWITCH	554
SRR1200-IN	5170025-33	ARMATURE	1,808
SRR1200-IN	5170025-52	FIELD	959
SRR1200-IN	5170025-59	BRUSH PAIR	170
SSC22-IN	N474946	GEAR	459
SSC22-IN	N485672	BRUSH	270
SSC22-IN	60313008	FIELD SA	1,623
SSC22-IN	N473310	SWITCH SA	480
SSC22-IN	N534363	ARMATURE 230V	2,379
SW19-B5	4381550	PUMP SA	18,620
SW19-B5	3083230	PUMP SA	1,367
SW19-B5	5170027-41	KIT	1,312
SW19-B5	3440570	PISTONS & SEALS KIT	1,366
SW19-B5	1004455-19	VALVES & SEALS KIT	403
SW19-B5	4382120	MOTOR 220/240	17,482
SW19-B5	4381490	EXTENSION	1,919
SW19-B5	4381510	HOSE SA	4,212
SW21-B5	4381560	PUMP SA	18,244
SW21-B5	4382140	HOSE SA, REINFORCED	2,456
SW21-B5	3083230	PUMP SA	1,367
SW21-B5	5170027-41	KIT	1,312
SW21-B5	3440570	PISTONS & SEALS KIT	1,366
SW21-B5	1004455-19	VALVES & SEALS KIT	403
SW21-B5	3440610	REPAIR KIT	781
SW21-B5	4382130	MOTOR 220/240	18,377
SW21-B5	4381480	HANDLE SA	2,337
SW21-B5	4381490	EXTENSION	1,919
SW21-B5	4382250	HOSE	4,214
SJ60-IN	N543768	SWITCH	144
SJ60-IN	N543770	SPEED REGULATOR	492
SJ60-IN	N568940	BRUSH	51
SJ60-IN	90563039	BLADE CLAMP	697
SJ60-IN	N579962	FIELD SA	698
SJ60-IN	N588354	ARMATURE SA	1,038
SJ60-IN	N579299	GEAR SA	379
SJ45-IN	N544375	SWITCH	420
SJ45-IN	N568940	BRUSH	51
SJ45-IN	90515265	BLADE CLAMP	55
SJ45-IN	N579964	FIELD SA	614
SJ45-IN	N579298	ARMATURE SA	973
SJ45-IN	N579299	GEAR SA	379
SS28-IN	5140231-58	BRUSH	31
SS28-IN	5140231-82	FIELD SA	733
SS28-IN	5140231-84	SWITCH	379
SS28-IN	5170034-24	ARMATURE SA	1,530
SC16-IN	N580293	STATOR	826
SC16-IN	N580300	SWITCH SA	262
SC16-IN	N580276	BRUSH SA	128
SC16-IN	N638614	ARMATURE SA	1,631
SS30-IN	5140231-18	PCB	336
SS30-IN	5140231-22	BRUSH SA	511
SS30-IN	5140231-23	SWITCH	157
SS30-IN	5140231-25	STATOR	720
SS30-IN	5140231-44	ROTOR	1,449
SS30-IN	5170034-21	ARMATURE SA	1,756
SP137-IN	N625584	PAD SA	655
SP137-IN	N616353	SPINDLE SA	170
SP137-IN	N616358	FIELD SA	1,029
SP137-IN	N480786	BRUSH PAIR	125
SP137-IN	N616361	CONTROL SA	1,493
SP137-IN	N543768	SWITCH	144
SP137-IN	N616375	SANDING PAD	328
SP137-IN	N677434	ARMATURE SA	2,005
SCS4K-IN	5140235-20	MOTOR SA	525
SCS4K-IN	5140235-21	PCB	2,560
SCS4K-IN	5140235-22	SWITCH	39
SCS4K-IN	5140235-50	CHARGER	528
SS24-IN	4030106003	BRUSH PAIR	126
SS24-IN	N678582	SWITCH SA	76
SS24-IN	N678350	FIELD SA	571

## SPARES - PRICE LIST

Tool Model	Part No.	Description	MRP in ₹
SS24-IN	N723821	ARMATURE SA	720
SM16-IN	5170035-92	ROTOR SA	2,557
SM16-IN	5170035-95	STATOR	2,322
SM16-IN	5170036-29	SWITCH	76
SM16-IN	5170036-34	SWITCH	967
SM16-IN	5170036-68	ROTOR SA	2,946
SM16-IN	5170036-69	BRUSH PAIR	234
STGT8100-IN	4140304011	OUTER FLANGE	63
STGT8100-IN	4140304006	INNER FLANGE	52
STGT8100-IN	N539401	GEAR	175
STGT8100-IN	N539400	PINION	114
STGT8100-IN	60314059	FIELD SA	893
STGT8100-IN	N769623	BRUSH PAIR SA	80
STGT8100-IN	4141405601	SWITCH SA	68
STGT8100-IN	N592302	SPINDLE & GEAR SA	615
STGT8100-IN	4141450009	ARMATURE SA	586
SL227-IN	4145104008	OUTER FLANGE	69
SL227-IN	4145104002	INNER FLANGE	76
SL227-IN	N642052	GEAR	808
SL227-IN	N642053	PINION	244
SL227-IN	N642071	FIELD SA	1,261
SL227-IN	N652424	BRUSH PAIR	278
SL227-IN	N680260	SWITCH	396
SL227-IN	N688857	ARMATURE SA	2,519
SL227-IN	N688855	GEAR & SPINDLE SA	1,568
SCD121S2K-B1	N457128	MOTOR & PINION	554
SCD121S2K-B1	N460012	CHUCK	355
SCD121S2K-B1	N460011	TRANSMISSION SA	1,322
SCD121S2K-B1	N437000	SWITCH	1,276
SCD121S2K-B1	SB125-IN	BATTERY	2,191
SCD121S2K-B1	N676851	CHARGER	1,402
SCD20C2K-B1	90591283	CHUCK KEYLESS	331
SCD20C2K-B1	90609167	SWITCH SA	891
SCD20C2K-B1	90623914	CHARGER SA	1,680
SCD20C2K-B1	N496300	BATTERY PACK	3,522
SCD20C2K-B1	90616204	MOTOR & PINION	1,115
SBD201D2K-B1	90635030	MOTOR SA	1,666
SBD201D2K-B1	90632774-03	MODULE	3,017
SBD201D2K-B1	90623914	CHARGER SA	1,680
SBD201D2K-B1	N522696	BATTERY PACK	3,236
SCH121S2-B1	N441395	CHUCK 10MM	747
SCH121S2-B1	N457132	MOTOR & PINION	1,000
SCH121S2-B1	N441396	TRANSMISSION SA	1,941
SCH121S2-B1	N437000	SWITCH	1,276
SCH121S2-B1	SB125-IN	BATTERY	2,191
SCH121S2-B1	N676851	CHARGER	1,402
SCH20C2K-B1	90629583-04	TRANSMISSION SA	2,108
SCH20C2K-B1	90609167	SWITCH SA	891
SCH20C2K-B1	90636865	MOTOR & PINION	842
SCH20C2K-B1	90629418	CHUCK KEYLESS	856
SCH20C2K-B1	N496300	BATTERY PACK	3,522
SBH201D2K-B1	90635363	TRANSMISSION SA	2,066
SBH201D2K-B1	N503285	MOTOR & SWITCH SA	5,657
SBH201D2K-B1	90629418	CHUCK KEYLESS	856
SBH201D2K-B1	N522696	BATTERY PACK	3,236
SBH201D2K-B1	90623914	CHARGER SA	1,680
SBH201D2K-B1	90635030	MOTOR SA	1,666
SBH201D2K-B1	90632774-03	MODULE	3,017
SBI201D2K-B1	90632838-01	MODULE	3,014
SBI201D2K-B1	90627915	PCB SA	286
SBI201D2K-B1	90632599	MOTOR SA	1,784
SBI201D2K-B1	90623914	CHARGER SA	1,680
SBI201D2K-B1	N522696	BATTERY PACK	3,236
SBR20M2K-B1	N566480	ARMATURE SA	1,516
SBR20M2K-B1	N621876	MODULE	6,223
SBR20M2K-B1	N496122	SWITCH	21
SBR20M2K-B1	N613186	CHARGER SA	2,279
SM18-B1	5170038-98	STATOR	1,821
SM18-B1	5170036-29	SWITCH	76
SM18-B1	5170036-34	SWITCH	967
SM18-B1	5170039-26	BRUSH PAIR	183
SM18-B1	5170039-58	ROTOR SA	2,656
SST1801-B1	5140147-59	SWITCH	115
SST1801-B1	5140147-60	SWITCH	340
SST1801-B1	5140150-97	FIELD	2,464
SST1801-B1	5140147-54	BRUSH 230V	189
SW21-B1	5170027-64	KIT SA	915
SW21-B1	5170027-66	PUMP SA	23,863



## SPARES - PRICE LIST

Tool Model	Part No.	Description	MRP in ₹
SW21-B1	5170027-86	PUMP SA	1,426
SW21-B1	5170027-41	KIT	1,312
SW21-B1	5170027-42	PISTONS & SEALS KIT	1,110
SW21-B1	5170027-43	VALVES & SEALS KIT	386
SW21-B1	5170027-90	REPAIR KIT	639
SW21-B1	5170027-92	MOTOR 220/240	19,494
SW21-B1	5170027-55	HOSE SA	3,328
SW19-B1	5170027-64	KIT SA	915
SW19-B1	5170027-09	PUMP SA	22,855
SW19-B1	5170027-40	PUMP SA	1,076
SW19-B1	5170027-41	KIT	1,312
SW19-B1	5170027-42	PISTONS & SEALS KIT	1,110
SW19-B1	5170027-43	VALVES & SEALS KIT	386
SW19-B1	5170027-49	MOTOR 220/240	18,486
SW19-B1	5170027-50	HANDLE SA	1,876
SW19-B1	5170027-51	EXTENSION	874
SW19-B1	5170027-55	HOSE SA	3,328
STSP110-IN	4240204015	OUTER FLANGE	41
STSP110-IN	4240204011	INNER FLANGE	41
STSP110-IN	4240610601	GEAR	230
STSP110-IN	4240610602	PINION	173
STSP110-IN	4240206002	BRUSH PAIR	66
STSP110-IN	Z60324015	FIELD SA	640
STSP110-IN	4240205601	SWITCH	125
STSP110-IN	4240650001	SPINDLE & GEAR SA	1,010
STSP110-IN	4240650003	ARMATURE SA	924
SG6100-IN	N862876	OUTER FLANGE	53
SG6100-IN	N803469	INNER FLANGE	30
SG6100-IN	N866043	INNER FLANGE	11
SG6100-IN	N802377	GEAR	220
SG6100-IN	N802378	PINION	105
SG6100-IN	N683540	FIELD SA	519
SG6100-IN	N622597	SWITCH	95
SG6100-IN	N875883	BRUSH PAIR	96
SG6100-IN	N875654	ARMATURE	551
SG7100-IN	N862876	OUTER FLANGE	53
SG7100-IN	N803469	INNER FLANGE	30
SG7100-IN	N866043	INNER FLANGE	11
SG7100-IN	N763895	GEAR	200
SG7100-IN	N763910	PINION	125
SG7100-IN	N802828	FIELD SA	469
SG7100-IN	N622597	SWITCH	95
SG7100-IN	N875883	BRUSH PAIR	96
SG7100-IN	N875886	ARMATURE SA	585
STGS9100-IN	N862876	OUTER FLANGE	53
STGS9100-IN	N803469	INNER FLANGE	30
STGS9100-IN	N866043	INNER FLANGE	11
STGS9100-IN	N802377	GEAR	220
STGS9100-IN	N802378	PINION	105
STGS9100-IN	N794274	FIELD SA	885
STGS9100-IN	N622597	SWITCH	95
STGS9100-IN	N875883	BRUSH PAIR	96
STGS9100-IN	N910746	ARMATURE SA	633
SCI121S2-B1	N457129	MOTOR & PINION	702
SCI121S2-B1	N441418	TRANSMISSION SA	2,865
SCI121S2-B1	N436999	SWITCH	1,183
SCI121S2-B1	SCB12S-B1	BATTERY	2,008
SCI121S2-B1	SC122-B1	CHARGER	1,546
SCI121S2-B1	N459469	ANVIL ASSEMBLY	653
SDR1400-IN	5170018-48	GEAR	226
SDR1400-IN	5170018-60	GEAR	387
SDR1400-IN	5170018-66	ARMATURE	1,715
SDR1400-IN	5170018-72	FIELD	1,194
SDR1400-IN	5170018-75	POTENTIOMETER SA	179
SDR1400-IN	5170018-83	SWITCH	327
SDR1400-IN	5170018-94	BRUSH PAIR	206
SDR1400-IN	5170018-52	GEAR SA	421





## SERVICE PROMISE



### SERVICE HIGHLIGHTS

#### 1. 3-MONTHS SERVICE WARRANTY

Our tool is your lifeline and we understand that. We take care of your tool as our own. Just bring the tool to our Authorized Service Center and we will get in to repair mode. We offer high quality efficient repairs and we promise a 3 months service warranty for tools which are serviced in any of our Authorized Service Center for the same defects.

#### 2. VAST SERVICE NETWORK

Stanley Black & Decker has both Exclusive and Authorised Service Centers (ASC) across the country. There are 370 Authorised Service Centers spread across all parts of India. All these centers are designed to provide best in class service with well-trained Manpower. The quality of Service Centers and the competency of service person is audited every quarter, this ensures robust service quality.

#### 3. TOOL PICK UP SERVICE

In all StanleyBlack&Decker Exclusive Service Centers, we have Tool Pick Up and deliver facility to End User.

#### 4. QUALITY SERVICE

Stanley Black & Decker Exclusive Service Centers are designed to provide best in class service with well-trained manpower.

#### 5. FREE SERVICE CAMPS

Stanley Black & Decker conducts regular free service camps to enable end users to get minor tool repairs & maintenance done free of charge. Also they get the benefit of some special discount on spare parts.

#### 6. SERVICE TRAINING

Stanley Black & Decker knows the importance of equipping all end users with the knowledge of proper tool usage & minor repairs. For this Stanley Black & Decker conducts Free Service & Product Usage Training programs at different sites from time to time.

#### 7. SPARE AVAILABILITY

Stanley Black & Decker uses scientific approach to understand the spare part requirement of each and every service location and maintains all essential spare parts at required stock levels, at every Service Center.



**1 YEAR WARRANTY**  
ON ALL STANLEY PRODUCTS  
POWER TOOLS™

#### 1 YEAR WARRANTY

If your Stanley Power Tool product becomes defective due to faulty materials or workmanship within 12 months from the date of purchase, StanleyBlack&Decker guarantees to replace all defective parts free of charge or, at our discretion, replace the unit free of charge provided that:

- The product has not been misused.
- The product has been subject to Fair Wear & Tear.
- Repairs have not been attempted by un authorized persons.
- Proof of purchase or warranty card is produced.

**ALWAYS USE  
STANLEY™  
POWER TOOLS™  
GENUINE SPARES ONLY**

To find the nearest Authorised Service Center in your area, please visit our website as mentioned below.

ONLINE RESOURCES  
[WWW.STANLEYTOOLSINDIA.COM](http://WWW.STANLEYTOOLSINDIA.COM)

**STANLEY BLACK & DECKER INDIA PVT.LTD**  
28 Akemps, 3rd Main, 1st Cross, Ashwini Layout,  
Koramangala, Intermediate Ring Road,  
Bangalore - 560 047

T: +91 80 6791 9900 • F: +91 80 6660 8828  
W: [www.stanleytoolsindia.com](http://www.stanleytoolsindia.com)  
E: [sbd-customercommunications@sbdinc.com](mailto:sbd-customercommunications@sbdinc.com)  
Service Helpline Number – 1860 425 1111

CAT-SW0003\_2022\_Ver1.0

**STANLEY**

**DEWALT**

**BLACK+DECKER**

**FACOM**

**PROTO**

**IRWIN**

**LENOX**